

OPTIMIX

2A 40-180

2A 40-250



Application

Submersible motor
 Dry matter content up to 12 %
 Substrate temperature up to 55°C
 pH-value 5.5 - 8.2 / optional pH-values ss316 4.5-8.2

Motor

Motor power: 4.0 kW
 400V, 50Hz, special tensions on request
 Protection class IP 68, up to 10 m submergence
 PTC thermistors for thermal protection
 Separat oil chamber, turbine oil

Gear

Flange mounted planetary gear
 Reduction ratio $i = 3.83 / 5.25$
 Seperate oil chamber, longlife gear oil
 Change oil after 10,000 operating hours

Corrosion protection

Housing and guiding unit in ss304
 Optional completely manufactured in ss316

Electric Cable

Pressed cable gland, cable standard length 10 m
 Cable 7 x 4 + 4 x 1 mm² Ø 20 mm, shielded
 Resistant against biomass microbes
 Strain relief 800 N

Propeller

3-blade propeller, dynamically balanced

Optimix 2A	4 kW	propeller HD+700	180 rpm
Optimix 2A	4 kW	propeller HD+620	250 rpm

ss304, hardened ss304 or ss316

Guide mast connection

Guide mast support with 4 rollers for smooth height adjustment:
 80 / 100 / 120 mm square mast
 Special sizes on request

Bearing

Bearing flange with mechanical seal SiC/SiC
 2 tapered roller bearings to absorb the axial forces
 Shaft in hardened steel
 Separat oil chamber, longlife gear oil
Accessory: POM protection to minimize abrasion

Ex zone

Authorized for Ex-Zone 2
 ATEX Classification **CE**  II 3G Ex ec h IIA T3 Gc

Control box (optional)

Star-delta-switch, soft start or frequency converter



بسیما داین پارس

نمایندگی ایران

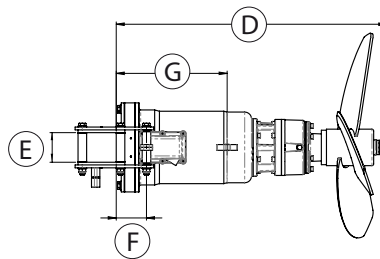
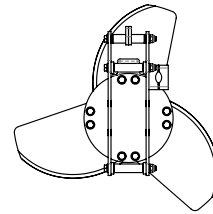
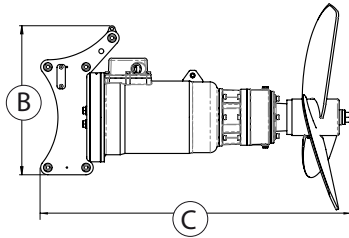
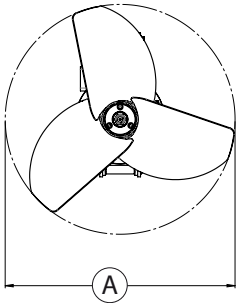
تلفن تماس : ۸ و ۸۸۳۲۴۹۳۷ - ۰۲۱

E-mail : sales@brp.co.ir

OPTIMIX

2A 40-180

2A 40-250



نمایندگی ایران

تلفن تماس: ۸ و ۸۸۳۲۴۹۲۷ - ۰۲۱

E-mail: sales@brp.co.ir

Dimensions / Weight

Type	A [∅ in mm]	B [mm]	C [mm]	D [mm]	E [mm]	F [mm]	G [mm]	Weight approx. [kg]			
2A 40-180	700	520	1,085	890	80 / 100 / 120	105	305	170			
2A 40-250	620	520	1,050	855	80 / 100 / 120	105	305	170			

Technical data

Type	Rated Power [kW]	Rated Voltage [V]	Full load current [A]	Frequency [Hz]	Power factor cos φ	Gear reduction ratio	Propeller speed [rpm]	Propeller diameter [mm]	Axial force [kN]	Flow velocity [m/s] *	Pumping rate [m ³ /min]	Pumping rate [m ³ /h]
2A 40-180	4.0	400	8.8	50	0.77	5.25	180	700	0.85	2.0	45	2,680
2A 40-250	4.0	400	8.8	50	0.77	3.83	250	620	0.95	2.2	38	2,290

Subject to technical changes

* measured in water and 1.2 m distance